



Fiscal Year 2020

# College of Arts & Sciences

End of Year Summary

Based on Fall 2019 Registered Students

## Student Interactions: Events, Fairs, Presentations, and Appointments

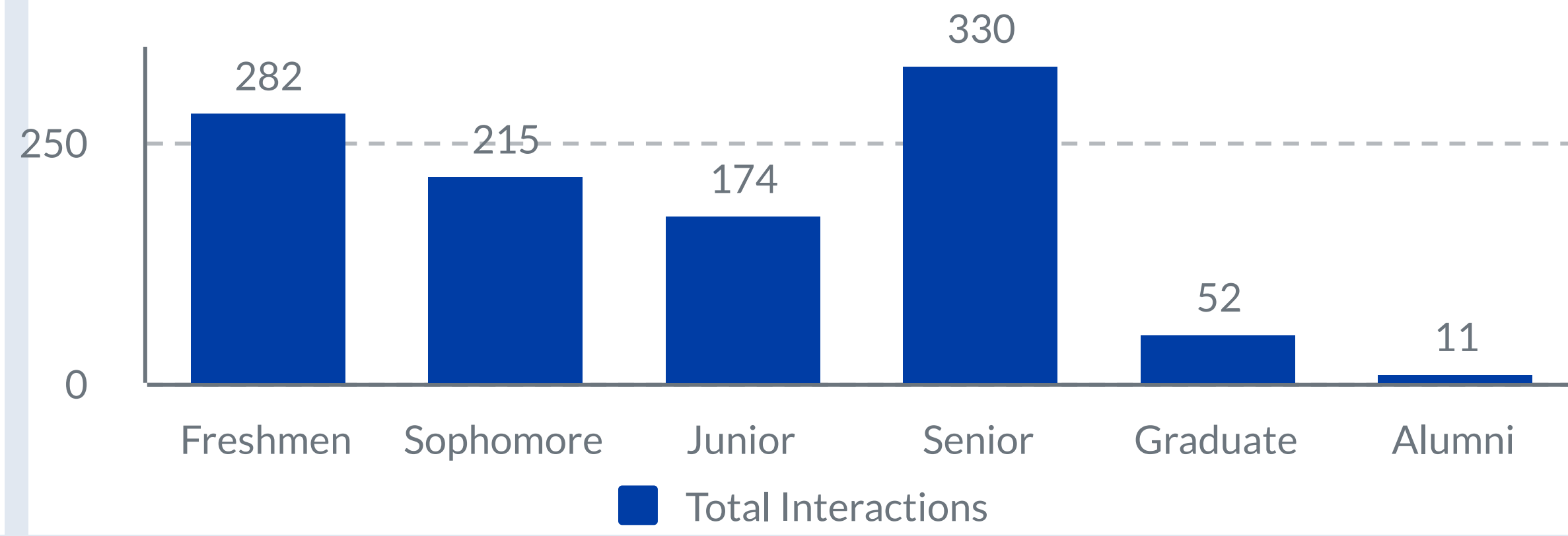
Total Interactions

**1,064**

Unique Students

**815**

(23.7% of Registered Students)



**16+**

Presentations to A&S Students

**1,185**

Resumes and

**234**

Cover Letters uploaded to Handshake



### FY21 Goals

1. 25% increase in Total Interactions

**266** additional interactions

2. 27% increase in Unique Students interacting

**217** additional students

Total Appointments

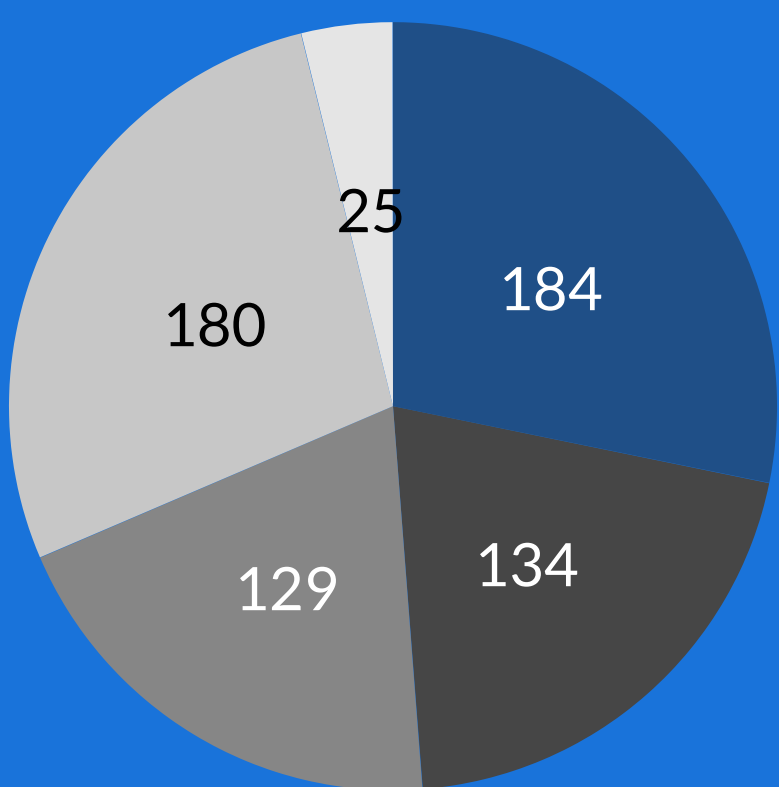
**652**

Unique Students

**323**

(9.4% of Registered Students)

### Total Appointments

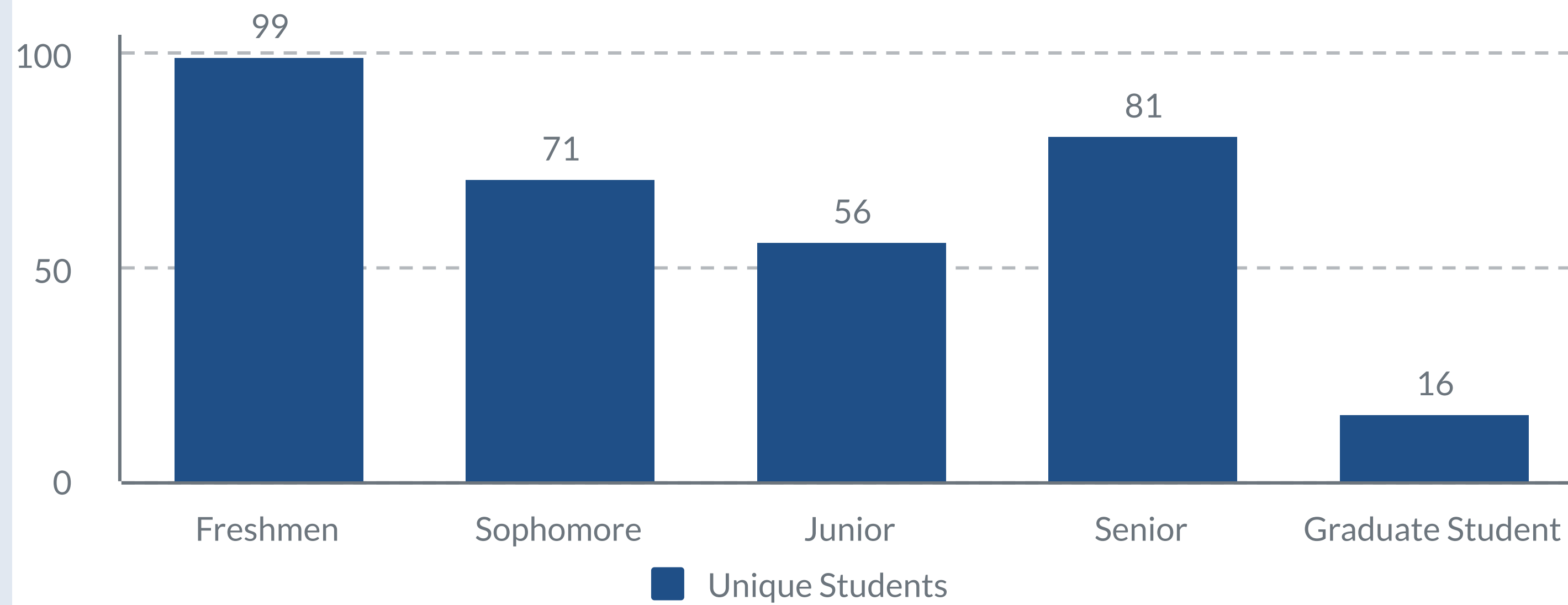


■ Freshmen (28.22%) ■ Sophomore (20.55%)  
■ Junior (19.79%) ■ Senior (27.61%)  
■ Graduate Students (3.83%)

\*Includes repeat student visitors

## One-on-One Appointments

Number of Unique Students



FY21 Goal: 3% increase in Unique Students

10.8% of Freshmen (99)

14% of Freshmen (↑ 30)

11.1% of Sophomores (71)

15% of Sophomores (↑ 25)

10.5% of Juniors (56)

14% of Juniors (↑ 19)


10.3% of Seniors (81)

13% of Seniors (↑ 21)

2.8% of Graduate (16)

6% of Graduate (↑ 18)

## FY2019 First Destination Survey Results



■ Continuing Education (37.83%) ■ Employed (47.51%)  
■ Volunteering (4.99%) ■ Military (1.17%) ■ Not Seeking (0.59%)  
■ Still Seeking (7.92%)

**92%**

Success Rate

**69%**

Response Rate

**20%**

in St. Louis

**74%**

Reported using Career Services

**55%**

Reported completing an internship