

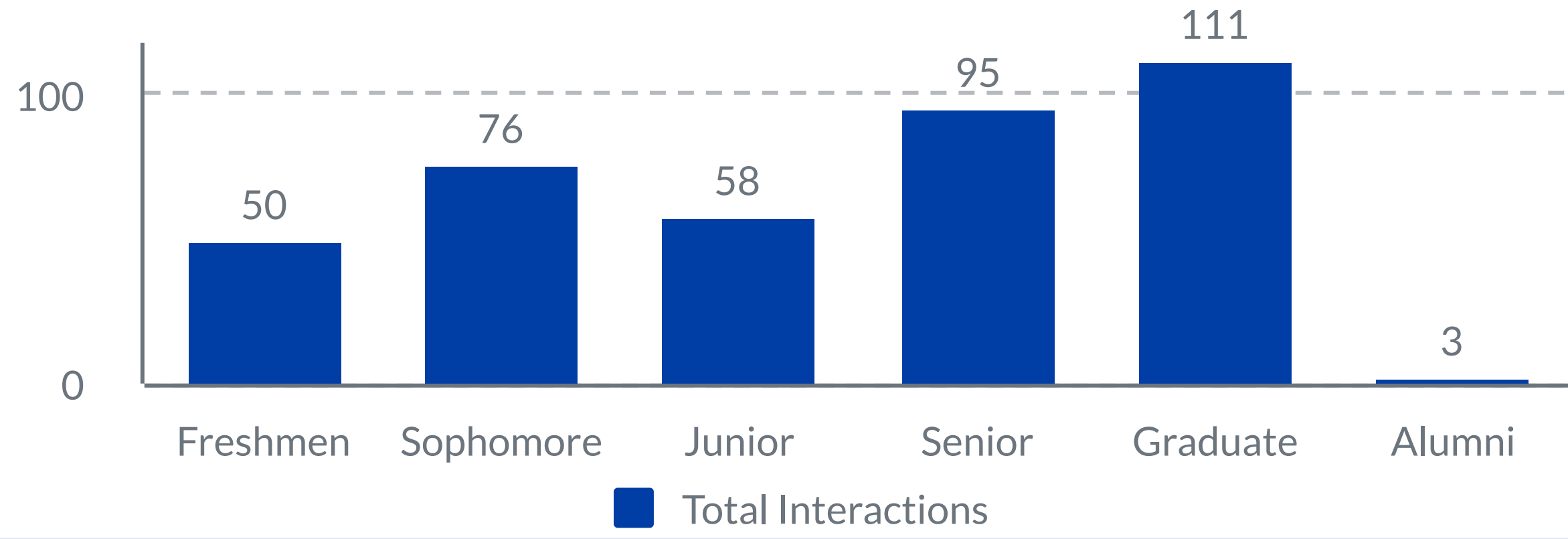
Student Interactions: Events, Fairs, Presentations, and Appointments

Total Interactions

393

Unique Students

299
(28.9% of Registered Students)



13+

Presentations to CPHSJ Students

184

Resumes and

120

Cover Letters uploaded to Handshake



FY21 Goals

1. 15% increase in Total Interactions

59 additional interactions

2. 20% increase in Unique Students interacting

63 additional students

5,638

Total Logins

Total Appointments

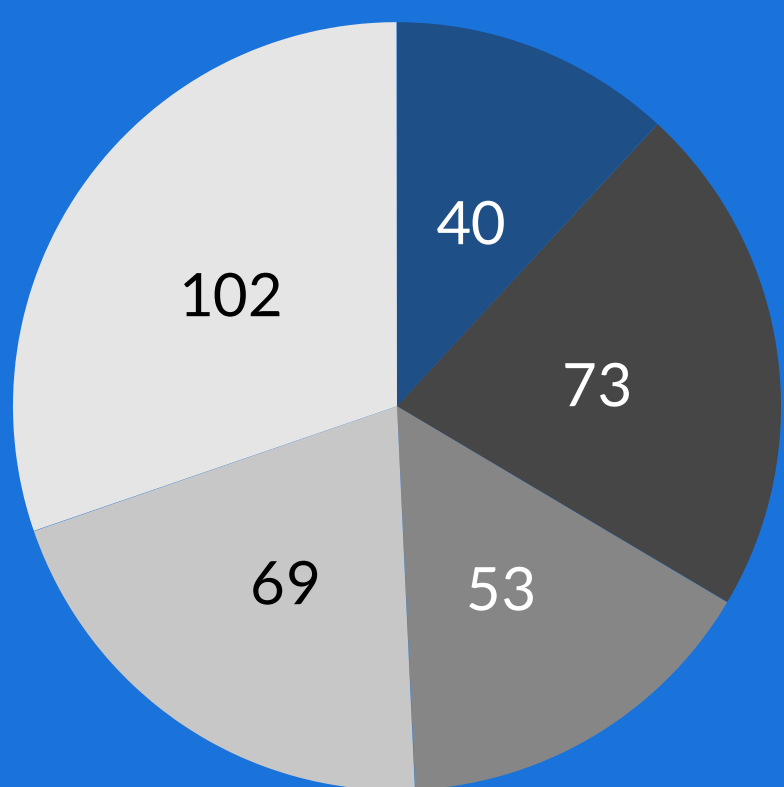
310

Unique Students

154

(14.9% of Registered Students)

Total Appointments

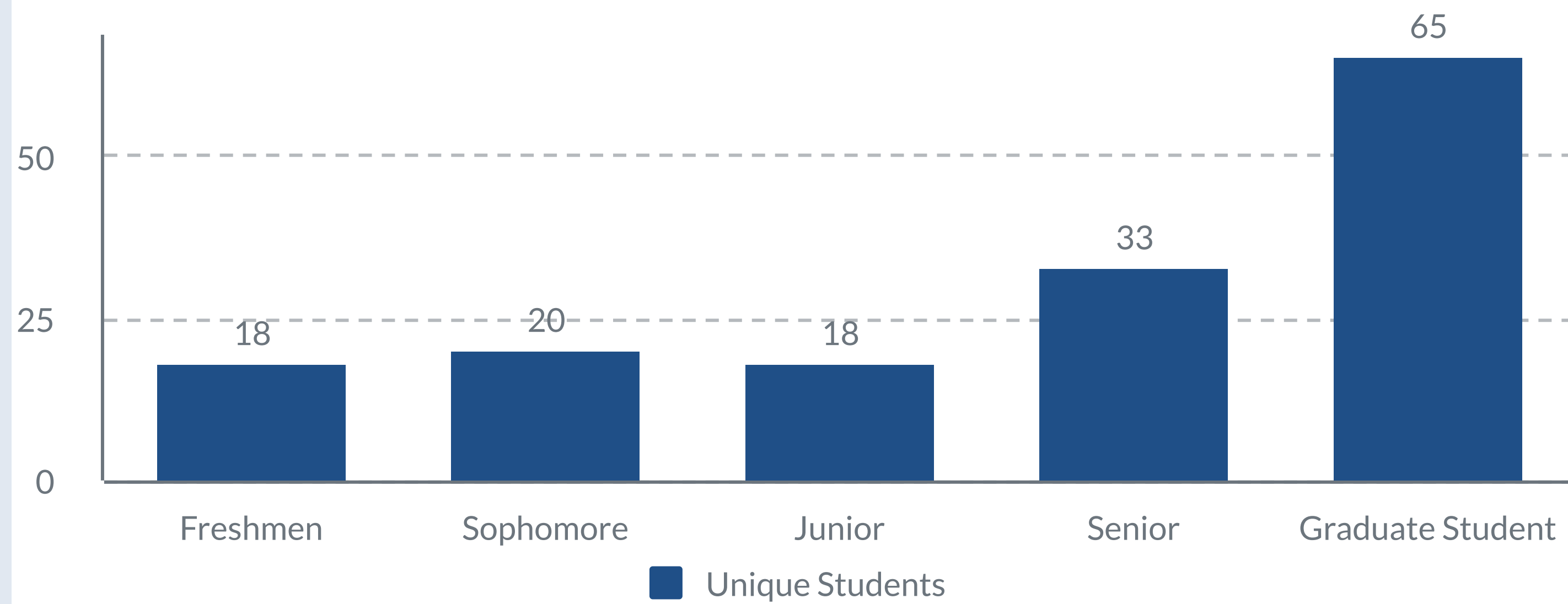


■ Freshmen (11.87%) ■ Sophomore (21.66%)
■ Junior (15.73%) ■ Senior (20.47%)
■ Graduate Students (30.27%)

*Includes repeat student visitors

One-on-One Appointments

Number of Unique Students



FY21 Goal: 5% increase in Unique Students

30.5% of Freshmen (18)

18.9% of Sophomores (20)

17% of Juniors (18)

16.6% of Seniors (33)

11.5% of Graduate (65)

35% of Freshmen (↑3)


24% of Sophomores (↑6)

22% of Juniors (↑6)

21% of Seniors (↑9)

16.5% of Graduate (↑28)

FY2019 First Destination Survey Results



96%

Success Rate

72%

Response Rate

56%

in St. Louis

89%

Reported using Career Services

80%

Reported completing an internship

■ Continuing Education (50.83%) ■ Employed (37.5%) ■ Volunteering (5%)
■ Military (0.83%) ■ Not Seeking (0.83%) ■ Still Seeking (5%)