



Fiscal Year 2020

Doisy College of Health Sciences

End of Year Summary

Based on Fall 2019 Registered Students

Student Interactions: Events, Fairs, Presentations, and Appointments

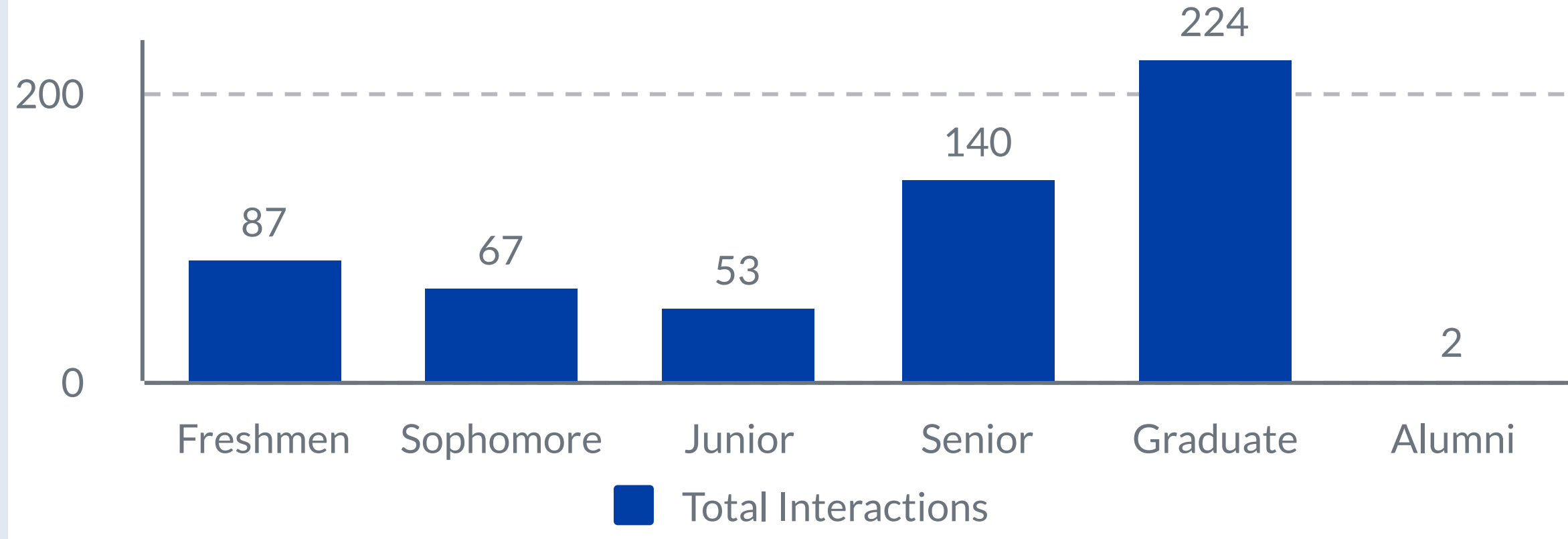
Total Interactions

573

Unique Students

514

(27.2% of Registered Students)



50+

Presentations to Doisy Students

681

Resumes and

95

Cover Letters uploaded to Handshake



FY21 Goals

1. 15% increase in Total Interactions

86 additional interactions

2. 15% increase in Unique Students interacting

79 additional students

Handshake Logins

6,501

Total Logins

Total Appointments

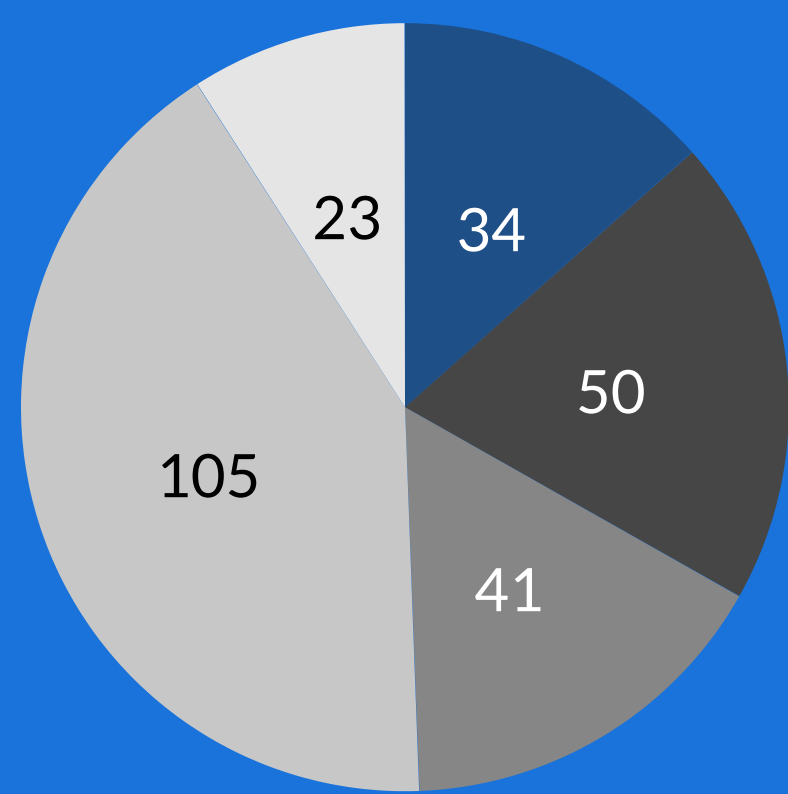
253

Unique Students

84

(4.4% of Registered Students)

Total Appointments

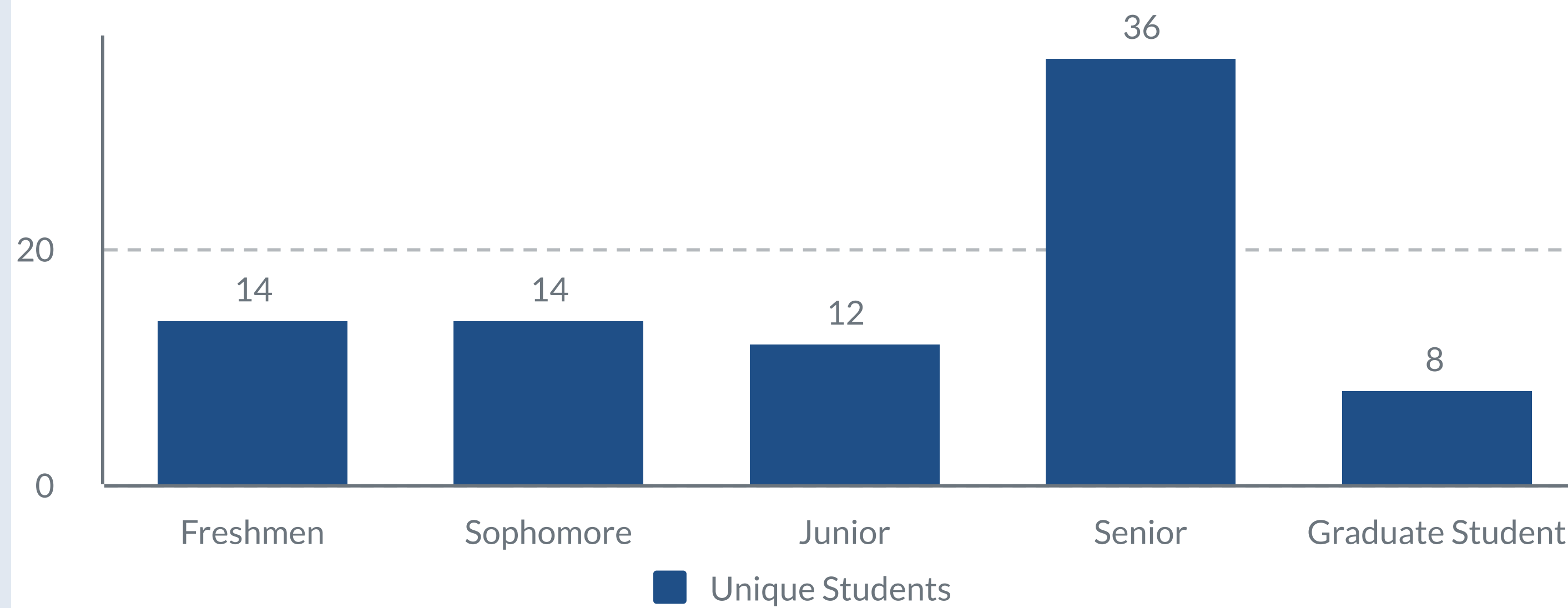


Freshmen (13.44%) Sophomore (19.76%)
 Junior (16.21%) Senior (41.5%)
 Graduate Students (9.09%)

*Includes repeat student visitors

One-on-One Appointments

Number of Unique Students



FY21 Goal: 4% increase in Unique Students

4.7% of Freshmen (14)

4.7% of Sophomores (14)

4% of Juniors (12)

7.3% of Seniors (36)

1.6% of Graduate (8)

9% of Freshmen (↑13)


9% of Sophomores (↑13)

8% of Juniors (↑12)

11% of Seniors (↑19)

6% of Graduate (↑22)

FY2019 First Destination Survey Results



97%

Success Rate

85%

Response Rate

82%

in St. Louis

77%

Reported using Career Services

24%

Reported completing an internship

Continuing Education (81.89%) Employed (14.34%)
 Volunteering (0.75%) Military (0.38%) Still Seeking (2.64%)