

**Student Interactions: Events, Fairs, Presentations, and Appointments**

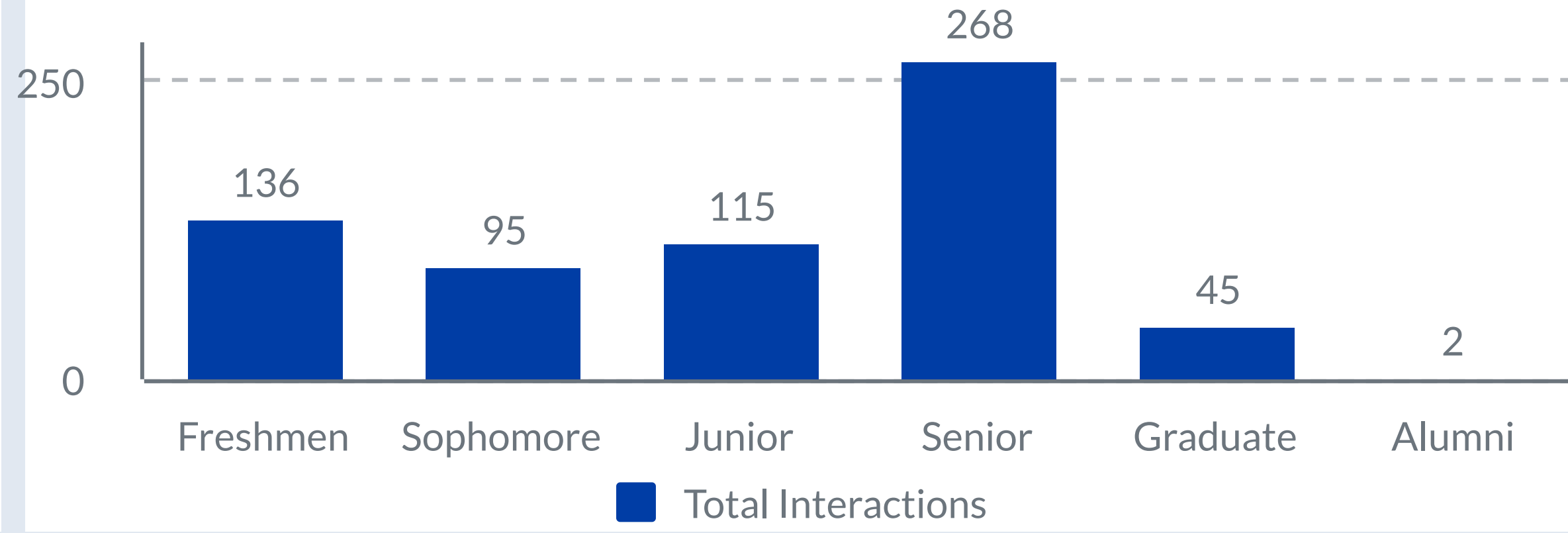
Total Interactions

**661**

Unique Students

**472**

(46.8% of Registered Students)



**6+**

Presentations to Parks Students

**597**

Resumes and

**90**

Cover Letters uploaded to Handshake



**FY21 Goals**

1. 20% increase in Total Interactions

**132** additional interactions

2. 20% increase in Unique Students interacting

**94** additional students

Handshake Logins

**5,534**

Total Logins

Total Appointments

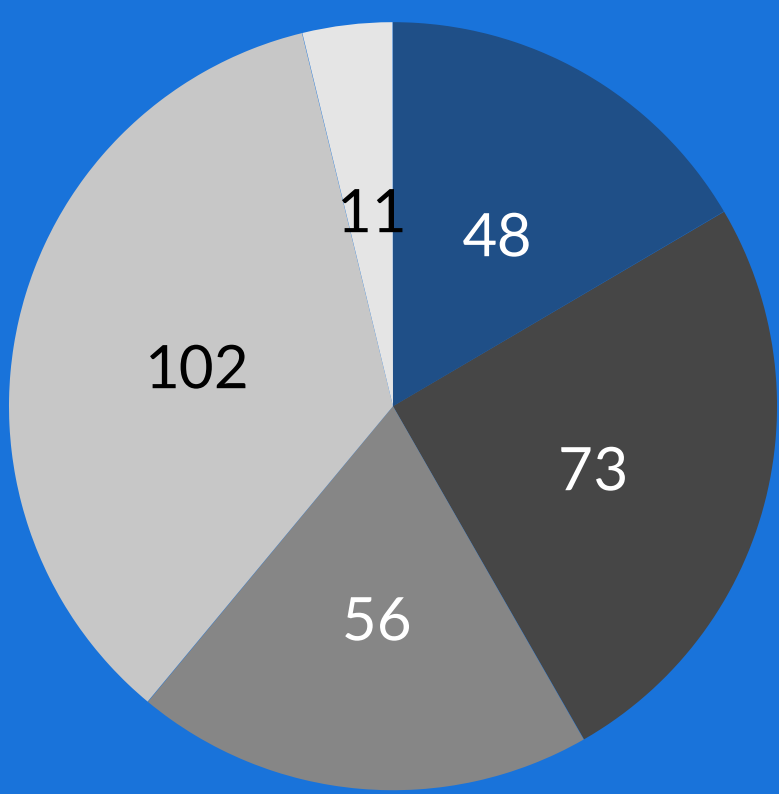
**290**

Unique Students

**169**

(16.8% of Registered Students)

**Total Appointments**

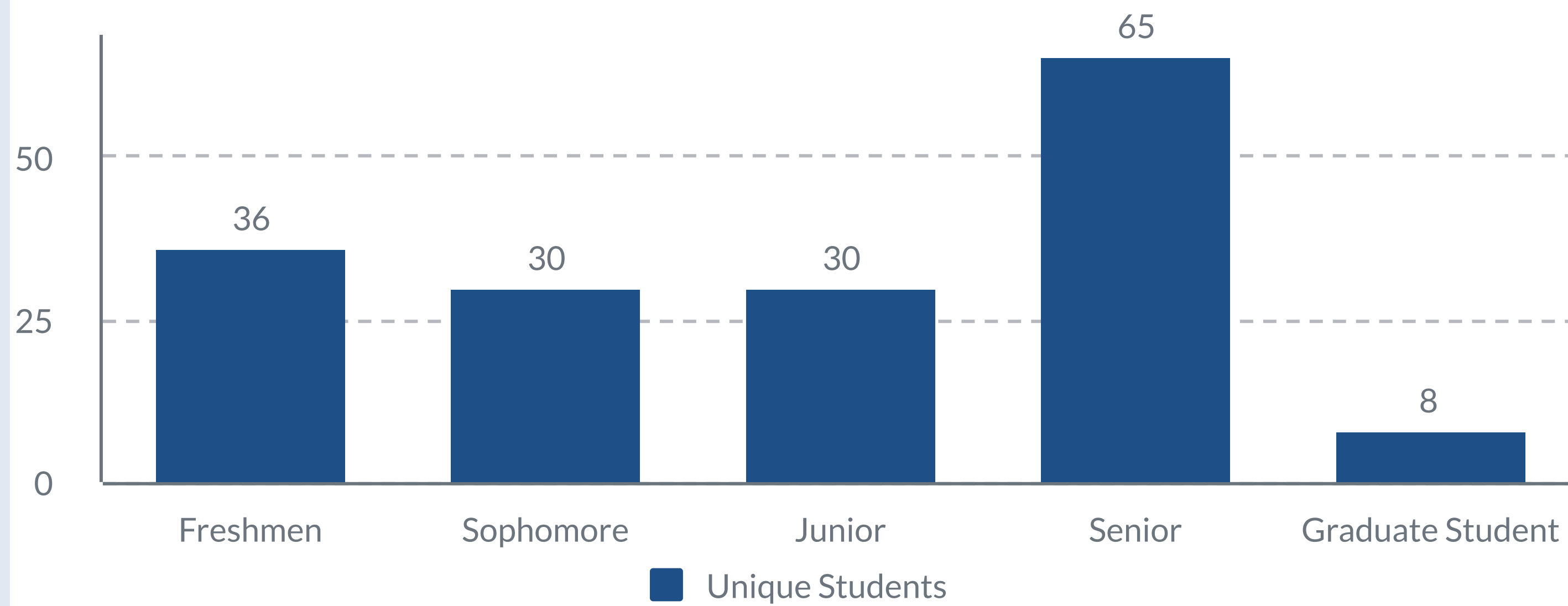


■ Freshmen (16.55%) ■ Sophomore (25.17%)  
■ Junior (19.31%) ■ Senior (35.17%)  
■ Graduate Students (3.79%)

\*Includes repeat student visitors

**One-on-One Appointments**

Number of Unique Students



**FY21 Goal: 5% increase in Unique Students**

21.2% of Freshmen (36)

16.2% of Sophomores (30)

17.5% of Juniors (30)

18.4% of Seniors (65)

6.3% of Graduate (8)

26% of Freshmen (↑ 8)

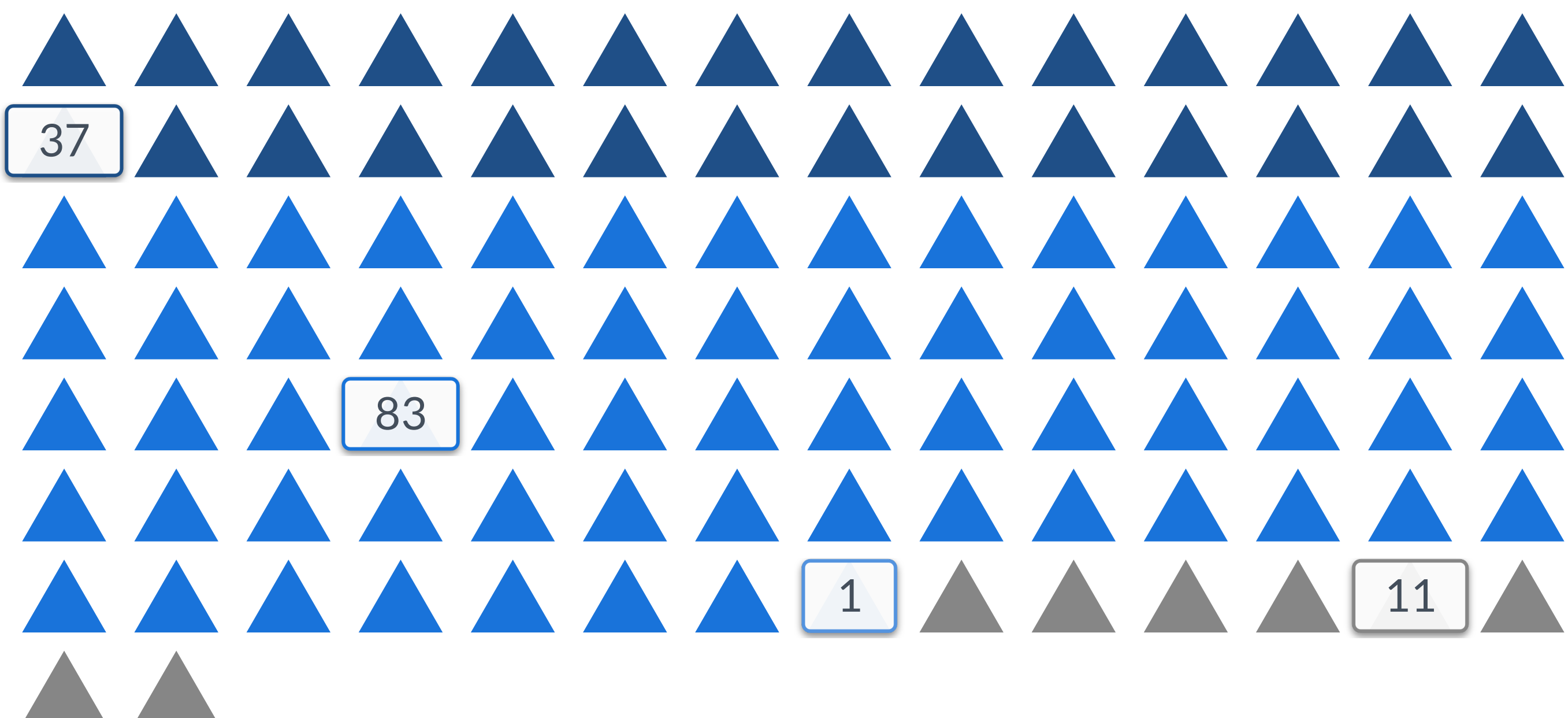
21% of Sophomores (↑ 9)

23% of Juniors (↑ 9)

23% of Seniors (↑ 16)

11% of Graduate (↑ 6)

**FY2019 First Destination Survey Results**



■ Continuing Education (28.03%) ■ Employed (62.88%) ■ Military (0.76%)  
■ Still Seeking (8.33%)

**92%**

Success Rate

**84%**

Response Rate

**51%**

in St. Louis

**80%**

Reported using Career Services

**63%**

Reported completing an internship