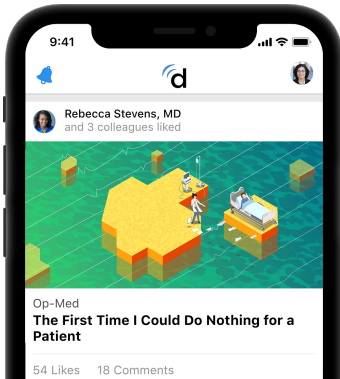




# GETTING STARTED

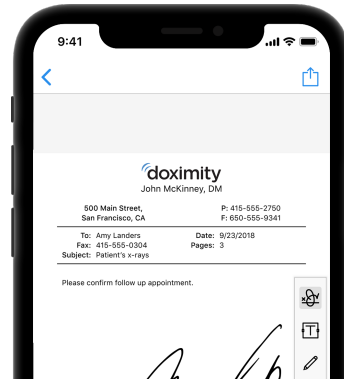
## THE MEDICAL NEWSFEED

Stay up-to-date on news, colleagues and important updates in your specialty.



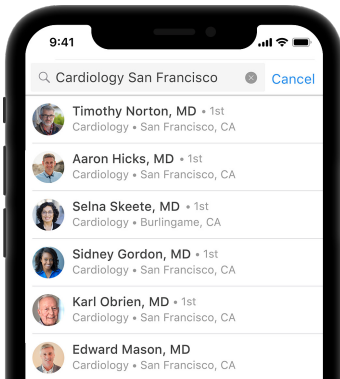
## FAX WITHOUT A FAX MACHINE

Get a free electronic fax number and send HIPAA-secure messages seamlessly.



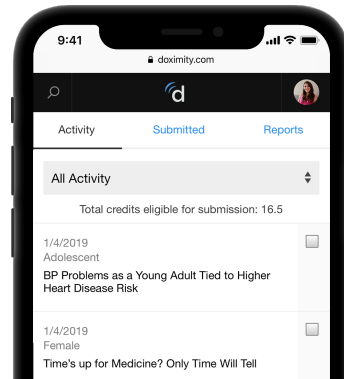
## SEARCH & FIND ANY U.S. CLINICIAN

Quickly and easily find or look-up any U.S. practicing physician, NP, PA or pharmacist.



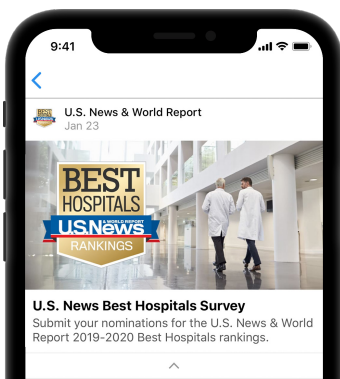
## EARN FREE CATEGORY 1 CME

Earn CME by reading articles on Doximity. You can even claim and track your credits online.



## PARTICIPATE IN U.S. NEWS VOTING

Access U.S. News 'Best Hospitals' voting on-the-go. We'll notify you when voting is open.



## CALL PATIENTS WITHOUT \*67

Call your patients privately from your cell phone. Choose the number they see on caller ID.



# YOUR DOXIMITY PROFILE

## About Us

Doximity is the largest medical network for healthcare professionals, with over one million members on our platform. 75% of all U.S. physicians are using Doximity to connect, communicate, and improve their practice.

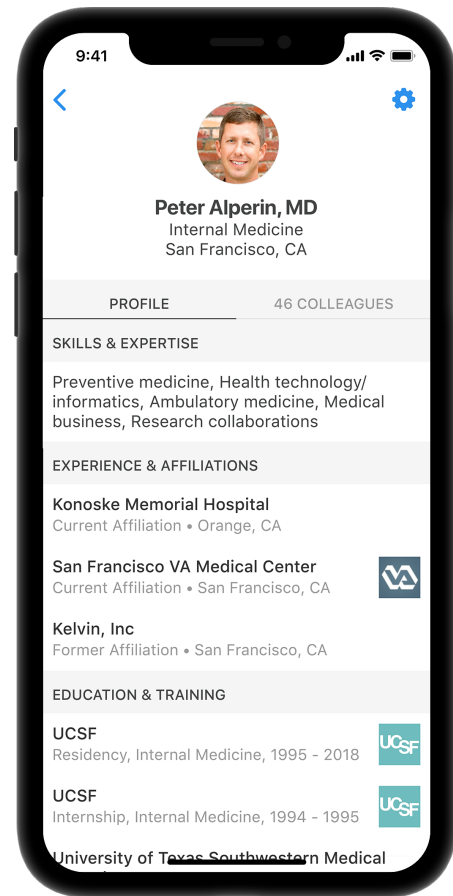
## Get Registered & Verified

### Existing Doximity Members

1. Go to the app store and download Doximity for free
2. Enter your First and Last Name
3. Click "Find My Profile"

### New Doximity Members

1. Go to the app store and download Doximity for free
2. Enter your First and Last Name
3. Click "Find My Profile"
4. Follow any additional prompts for information
5. Enter email address and create a password
6. Select Complete Registration
7. Begin the verification process and complete any any fields as prompted.
8. Once verified, you will have full Doximity access and be able to exchange secure messages and faxes



## Profile Tips

- **How-to:** To begin editing your profile, hover over your photo in the top right corner, select "profile" and then "edit profile"
- **Photo:** We recommend a professional headshot for your profile, it's visible not only to referring physicians but to patients as well, and makes a big difference. You can edit your photo during registration, however, after registration it must be done via desktop.
- **Private Line:** The "private line" field is only visible to another clinician you have accepted as a "colleague". The Private Line settings button can be found next to edit profile.
- **Update:** Update all of your profile fields so referring physicians have the most accurate information.