

Practical Anatomy and Surgical Education Cadaveric Surgical Training Facility



SAINT LOUIS
UNIVERSITY

Web site: <http://pa.slu.edu>

LABORATORY FACILITIES

The Zeiss Learning Center

The Zeiss Learning Center (ZLC) features 26 dissection workstations, each fully equipped with a Zeiss floor mount operating microscope, high resolution monitor, compressed air, irrigation and separate suction to simulate the operating room setting. A separate master station transmits surgical procedures via a 3D video system throughout the lab.



Zeiss Learning Center

Laboratory Inventory

- Basic surgical equipment and instrumentation at each station
- Supplies and personal protective wear/scrubs
- Autoclave for sterilization
- LCD Projector
- Endoscopic systems
- Lead aprons & thyroid shields
- Radiolucent tables
- Specimen/head holders

Cadaver Materials

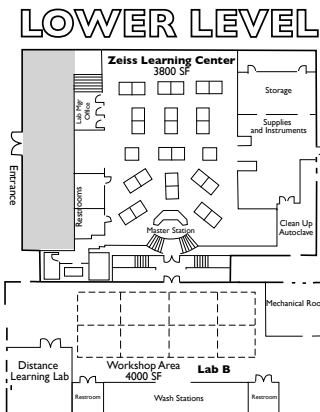
Cadaver material is provided by the Center for Anatomical Science & Education, Saint Louis University School of Medicine. All specimens are tested serologically for HIV, Hepatitis B and C.



Laboratory B

Laboratory B

A 4000 square foot multi-functional laboratory accommodating eight surgical suites. Radiotranslucent tables available as well as suction/irrigation and compressed air capabilities.



RENTAL AMENITIES

Lobby

Rental space includes front lobby for registration and complimentary Wi-Fi



Lobby

Lodging

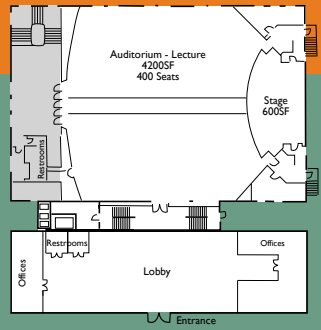
Practical Anatomy & Surgical Education is conveniently located in mid-town St. Louis. A range of affordable lodging accommodations is available within a few miles of the facility. Contact us for special room rates.

MAIN LEVEL

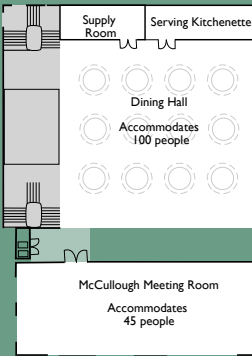
LECTURE FACILITIES

Auditorium

The facility boasts a spacious and comfortable 400 seat auditorium. State-of-the-art presentation capabilities include a master teaching station with a surgical microscope for 3D projection onto a 17-foot screen, in addition to a second screen for presentation projection.



SECOND LEVEL



Auditorium

Dining/Exhibit Hall

Round tables of eight accommodate up to 96 people. Catering is available for meals and snack breaks. 6' x 3' tables can be set up for exhibit purposes.

McCullough Meeting Room

Working meals and small intimate lectures maximize the use of this space for clients with tight schedules. Large conference table accommodates 20 people with additional seating for 25. Projector and screen available.



Dining/Exhibit Hall

Distance Learning Suite

Dedicated video-conferencing suites features a high definition Polycom 7000x with Eagle Eye camera and capacity for multi-point conferencing, 42" Plasma Flat Screen, ELMO Pan/Tilt/Zoom overhead camera, Canon document camera, specimen laboratory table, and podium.



McCullough Meeting Room

FOR FACILITY INFORMATION

Rental Coordinator
E-mail: rentals@slu.edu
Web site: <http://pa.slu.edu>

3839 Lindell Boulevard
St. Louis, MO 63108
Phone: (314) 977-7352

ABOUT PRACTICAL ANATOMY & SURGICAL EDUCATION

Practical Anatomy & Surgical Education is recognized among the finest hands-on educational facilities for health care professionals in the world and sets the standard for continuing medical education. It is utilized by local and national medical organizations and medical instrument companies for research, development, and training purposes. The extensive laboratory workstations, 3D auditorium, and convenient location make this an ideal facility for exploring new surgical techniques, testing new instruments, and training sales representatives and medical consultants. An array of services and amenities are available to accommodate the specific needs of each client.



MISSION STATEMENT

Practical Anatomy & Surgical Education, of the Center for Anatomical Science and Education, Saint Louis University School of Medicine, is dedicated to the development and presentation of innovative medical health and science workshops. Practical Anatomy strives to promote the concept of lifelong learning by utilizing the latest technology to connect young people, residents, and health care professionals and surgeons, to world-class experts and faculty.

ADVENTURES IN MEDICINE & SCIENCE (AIMS)

Focusing on the future is a priority of Practical Anatomy & Surgical Education. Since 1991, our AIMS community outreach programs have introduced students to human anatomy, stimulated awareness of good health practices, provided information about injury prevention, and lead students to a better understanding of career choices in medicine. More than 15,000 students participate in AIMS programs each year.



3839 Lindell Boulevard, St. Louis, MO 63108

Phone: (314) 977-7352 • E-mail: rentals@slu.edu • Web site: <http://pa.slu.edu>

Follow us now on  